

## DATA SHEET



<b>Headrest</b>	Fixed
<b>Back</b>	Back and forth <i>Option : Electric engine in translation</i>
<b>Frame</b>	Wood,multilayer,pine
<b>Suspensions</b>	
Seat	Elastic strenghtened crossed straps
Back	Elastic strenghtened crossed straps
<b>Upholstery</b>	
Seat	Crushproof Polyurethane Foam ALVEOTEX 30 kg/m3 covered with Dacron 500 gr/m2 <i>Option : Memory Foam 4cm and/or Mousse ALVEOTEX 35 kg/m3</i>
Back	Soft Polyurethane Foam 22 kg/m3 covered with Dacron 500 gr/m2 covered with Dacron 500 gr/m2
Armrest	Load-bearing Polyurethane Foam 25 kg/m3 covered with Dacron 500 gr/m2
<b>Legs</b>	Metal - Color Black

## ABOUT THE MODEL

Our living rooms are handmade, size may be 2-3 cm different  
In case of restocking, please let us now before ordering  
Colors'reassortment is not guaranteed.Fabric and leather colors may vary

## MEMORANDUM CATEGORIES

<b>Fabric Selection Cat. A1</b>	Special Rate : Baila, Maryland, Moby + Details Nabucco
Fabric Cat. A1	Arizona, Bronx, King, Mozart, Pacifico, Riga
<b>Fabric Selection Cat. A2</b>	Special Rate : Sally
Fabric Cat. A2	Aries, Crystal, Montréal, Nabucco, Valerie
Fabric Cat. B	Pegasus
<b>Selection Leather Cat. 2</b>	Special Rate : 135 Bianco, 184 Nero, 192 Tapiro, 197 Gris clair, 198 Beach, 199 Grigio cenere, 411 Grigio medio, Moutarde
Leather Cat. 2	176 Ghiaccio, 177 Grigio, 178 Argilla, 180 Taupe, 181 Cappuccino, 183 Rosso porpora, 185 Blanc neige, 188 Mud, 193 Chocolat, Rosso ferrari, Vert d'eau
Leather Soft	Beach, Blanc, Camel, Gris clair, Gris foncé, Noir

## DIMENSIONS

	Width	Depth	Height
3 seater Sofa "Maxi"	235	115 / 120	95
3 seater Sofa	215	115 / 120	95
2,5 seater Sofa	195	115 / 120	95
Pouf 80x60	80	60	44
Pouf 70x60	70	60	44
Pouf 60x60	60	60	44

3 seater element "Maxi" + Chaiselongue 118 (seat 80cm)	317	166 / 171	95
3 seater element + Chaiselongue 108 (seat 70cm)	287	166 / 171	95
2,5 seater element "Maxi" + Chaiselongue 98 (seat 60cm)	257	166 / 171	95
3 seater element "Maxi" + Open Angle 90 + 2,5 seater element	354 / 359	314 / 319	95
3 seater element "Maxi" + Open Angle 90 + 1 seater element 119 (seat 80cm)	354 / 359	274 / 279	95
3 seater element + Open Angle 90 + 1 seater element 109 (seat 70cm)	334 / 339	264 / 269	95
2,5 seater element + Open Angle 90 + 1 seater element 99 (seat 60cm)	314 / 319	254 / 259	95

3 seater element "Maxi" (seat 80cm)	199	115 / 120	95
3 seater element (seat 70cm)	179	115 / 120	95
2,5 seater element (seat 60cm)	159	115 / 120	95
1 seater element 119 (seat 80cm)	119	115 / 120	95
1 seater element 109 (seat 70cm)	109	115 / 120	95
1 seater element 99 (seat 60cm)	99	115 / 120	95
Chaiselongue 118 (seat 80cm)	118	166 / 171	95
Chaiselongue 108 (seat 70cm)	108	166 / 171	95
Chaiselongue 98 (seat 60cm)	98	166 / 171	95
Open Angle 90 (Back 80cm)	155	155	95

Seat Depth  
- Back forward 61 cm  
- Back backwards 85 cm

Seat Height : 44 cm

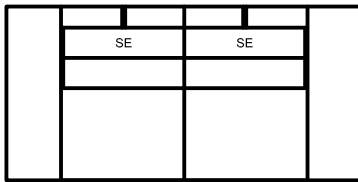
Armrest Height :  
- Lowered: 45 cm  
- Raised : 57 cm

## OPTIONS

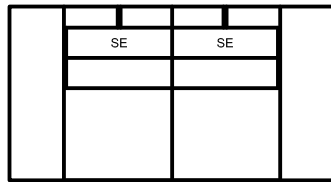
- Back : Electric Back and Forth -5cm / +25cm
- Battery
- Seat Density Memory Foam 4cm
- Seat Density Foam 35 kg/m3
- Replacement from a Fabric base to a leather one
- Woodenplate placed on the base



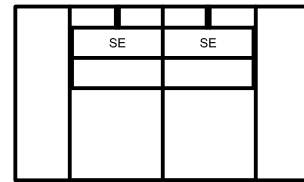
# FIRENZE



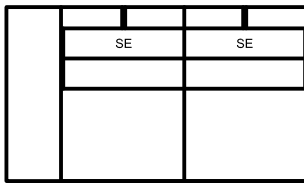
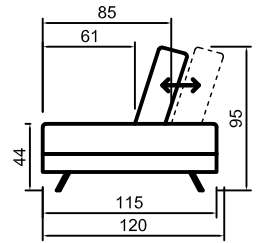
3 Posti Maxi  
L 235 x P 115/120 x A 95



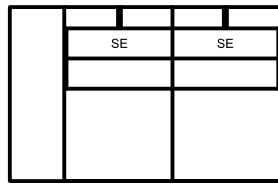
3 Posti  
L 215 x P 115/120 x A 95



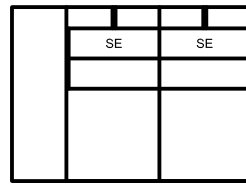
2.5 Posti  
L 195 x P 115/120 x A 95



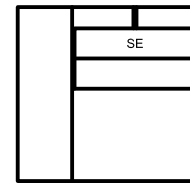
Terminale 3 Posti Maxi (SX/DX)  
L 199 x P 115/120 x A 95  
(sedute 80cm)



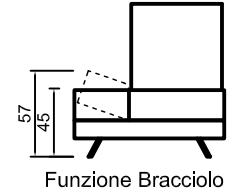
Terminale 3 Posti (SX/DX)  
L 179 x P 115/120 x A 95  
(sedute 70cm)



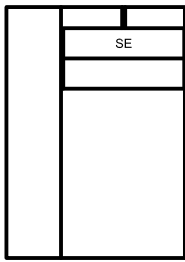
Term 2.5 Posti (SX/DX)  
L 159 x P 115/120 x A 95  
(sedute 60cm)



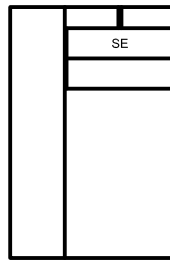
Term 1 Posto 119 (SX/DX)  
L 119 x P 115/120 x A 95  
(seduta 80cm)



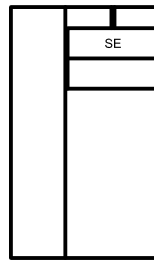
Funzione Braccio



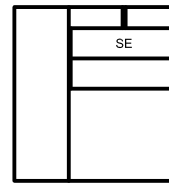
Chaiselongue 118 (SX/DX)  
L 118 x P 166/171 x A 95  
(seduta 80cm)



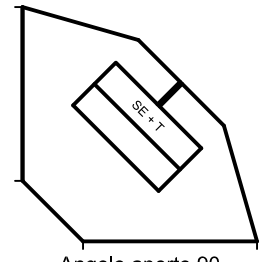
Chaiselongue 108 (SX/DX)  
L 108 x P 166/171 x A 95  
(seduta 70cm)



Chaiselongue 98 (SX/DX)  
L 98 x P 166/171 x A 95  
(seduta 60cm)



Terminale 1 Posto 109 (SX/DX)  
L 109 x P 115/120 x A 95  
(seduta 70cm)



Angolo aperto 90  
L 155 x P 155 x A 95  
(spalliera 80cm)



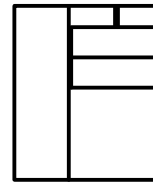
Pouf 80  
L 80 x P 60 x A 44



Pouf 70  
L 70 x P 60 x A 44



Pouf 60  
L 60 x P 60 x A 44

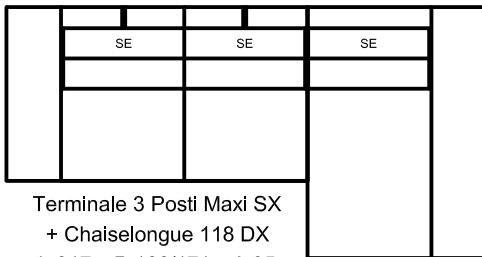


Terminale 1 Posto 99 (SX/DX)  
L 99 x P 115/120 x A 95  
(seduta 60cm)

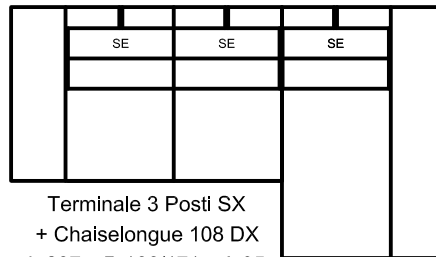
## Esempi di configurazione



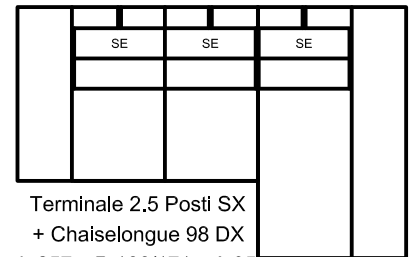
Opzione  
Avanti  
Indietro  
Elettrico



Terminale 3 Posti Maxi SX  
+ Chaiselongue 118 DX  
L 317 x P 166/171 x A 95  
(seduta 80cm)



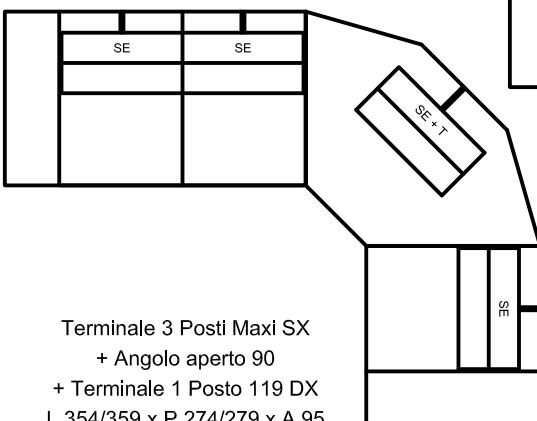
Terminale 3 Posti SX  
+ Chaiselongue 108 DX  
L 287 x P 166/171 x A 95  
(seduta 70cm)



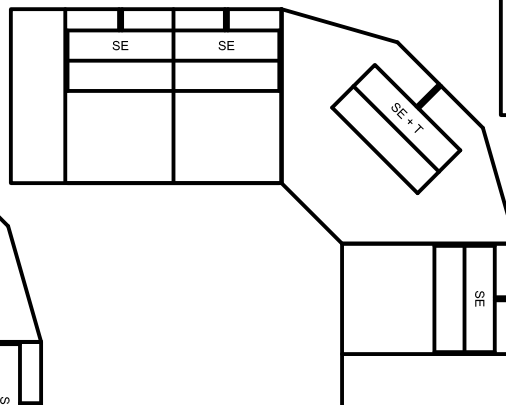
Terminale 2.5 Posti SX  
+ Chaiselongue 98 DX  
L 257 x P 166/171 x A 95  
(seduta 60cm)



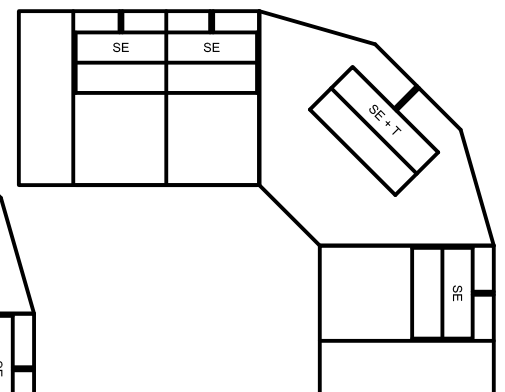
Opzione  
Comfort  
di seduta



Terminale 3 Posti Maxi SX  
+ Angolo aperto 90  
+ Terminale 1 Posto 119 DX  
L 354/359 x P 274/279 x A 95



Terminale 3 Posti SX  
+ Angolo aperto 90  
+ Terminale 1 Posto 109 DX  
L 334/339 x P 264/269 x A 95



Terminale 2.5 Posti SX  
+ Angolo aperto 90  
+ Terminale 1 Posto 99 DX  
L 314/319 x P 254/259 x A 95