

## Technical specifications sheet

<b>Headrest</b>	Recliner <i>Option : Electric headrest</i>
<b>Frame</b>	Wood, plywood, conglomerated



### Suspensions

Seat	Iron nosag
Backrest	Double force elastic cross-linked straps

### Padding

Seat	Polyurethane foam ALVEOTEX 30 kg/m3 - bi-elasticity - covered by Dacron 500 gr/m2 <i>Option: 35 kg/m3 seat density or 4 cm memory foam</i>
Backrest	Polyurethane foam 18 kg/m3 SS covered by Dacron 500 gr/m2
Armrest	Foam Polyurethane Carrier 25 kg/m3 covered by Dacron 500 gr/m2

<b>Feet</b>	Plastic - Black Color
-------------	-----------------------

## INFORMATION ON THE MODEL

Handcrafted sofas, the dimensions shown may vary from 2 to 3 cm.  
In the case of a restocking, please provide us with the information when ordering.  
All colors of leather and fabrics can vary and restocks can not always be assured.

## OPTIONS

- Electric Relaxation - Mechanical Double Foot Rest
- Electric headrest
- Battery
- Foam Seat Density 35 kg/m3
- Foam Seats Memory Foam 4cm Density 35 kg/m3

## DIMENSIONS

	Width	Depth	Height
3 seater sofa	192	102	85 / 106
Sofa 2.5 Seats	172	102	85 / 106
2-Seater Sofa	152	102	85 / 106
Armchair	94	102	85 / 106
Batard 3 Places + Chaiselongue 96	270	162	85 / 106
Batard 2,5 places + Chaiselongue 86	240	162	85 / 106
Batard 2 Places + Chaiselongue 76	210	162	85 / 106
Batard 3 Places + 90° open angle + Batard 1 Place 96	292	214	85 / 106
Batard 2,5 Places + 90° open angle + Batard 1 Place 76	272	194	85 / 106
Batard 2 Places + 90° open angle + Batard 1 Place 76	252	194	85 / 106
Batard 3 Places + 90° square angle + Batard 1 Place 96	280	202	85 / 106
Batard 2,5 Places + 90° square angle + Batard 1 Place 76	260	182	85 / 106
Batard 2 Places + 90° square angle + Batard 1 Place 76	240	182	85 / 106
Batard 3 Places (seats of 78cm)	174	102	85 / 106
Batard 2,5 Places (seats of 68cm)	154	102	85 / 106
Batard 2 Places (seats of 58cm)	134	102	85 / 106
Batard 1 Place (seats of 78cm)	96	102	85 / 106
Batard 1 Place (seats of 58cm)	76	102	85 / 106
Chausseuse 78	78	102	85 / 106
Chausseuse 58	58	102	85 / 106
Chaiselongue 96 (seats of 78cm)	96	162	85 / 106
Chaiselongue 86 (seats of 68cm)	86	162	85 / 106
Chaiselongue 76 (seats of 58cm)	76	162	85 / 106
90° open angle	118	118	85 / 106
90° square angle	106	106	85 / 106

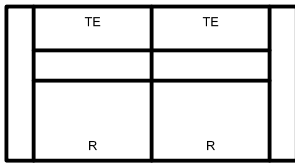
Seat depth: 53 cm

Seat height: 46 cm  
Armrest height: 66 cm

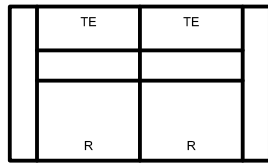


**MF INTERNATIONAL**

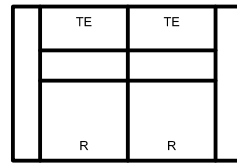
# ALBA



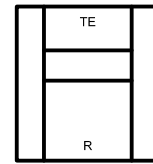
3 Places  
L 192 x P 102 x H 85/106



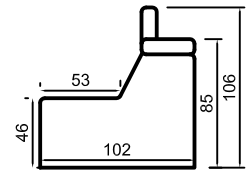
2.5 Places  
L 172 x P 102 x H 85/106



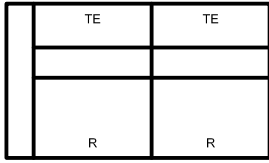
2 Places  
L 152 x P 102 x H 85/106



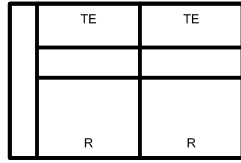
Fauteuil  
L94 x P102 x H85/106



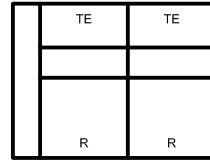
Haut. assise : 46 cm  
Prof. assise : 53 cm  
Haut. accoudoir : 66 cm



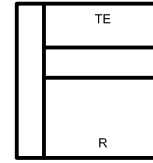
Batard 3 Places (G/D)  
L 174 x P 102 x H 85/106  
(assises 78cm)



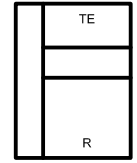
Batard 2.5 Places (G/D)  
L 154 x P 102 x H 85/106  
(assises 68cm)



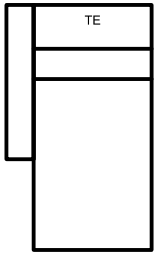
Batard 2 Places (G/D)  
L 134 x P 102 x H 85/106  
(assises 58cm)



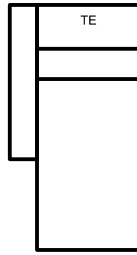
Batard 1 Place 96 (G/D)  
L96 x P102 x H85/106  
(assise 78cm)



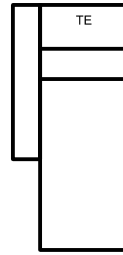
Batard 1 Place 76 (G/D)  
L76 x P102 x H85/106  
(assise 58cm)



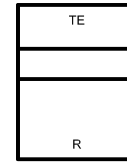
Chaiselongue 96 (G/D)  
L 96 x P 162 x H 85/106  
(assise 78cm)



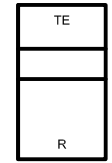
Chaiselongue 86 (G/D)  
L 86 x P 162 x H 85/106  
(assise 68cm)



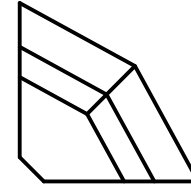
Chaiselongue 76 (G/D)  
L 76 x P 162 x H 85/106  
(assise 58cm)



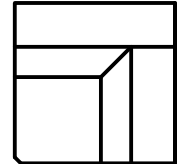
Chauffeuse 78  
L78 x P102 x H85/106



Chauffeuse 58  
L58 x P102 x H85/106



Angle 90 ouvert



Angle 90 carré

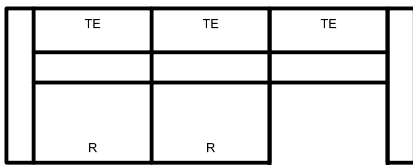
L118 x P118 x H85/106 L106 x P106 x H85/106



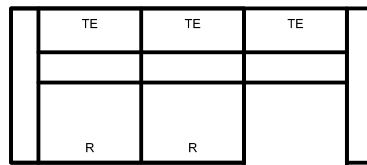
## Exemples de configurations

R

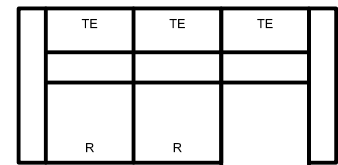
Option  
Relax  
Elec



Batard 3 Places G  
+ Chaiselongue 96 D  
L 270 x P 162 x H 85/106



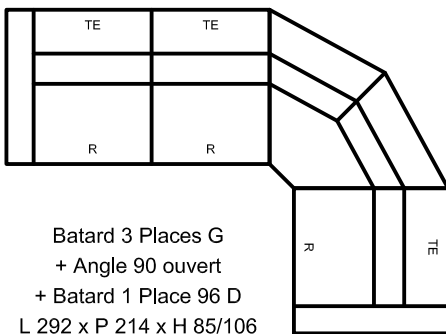
Batard 2.5 Places G  
+ Chaiselongue 86 D  
L 240 x P 162 x H 85/106



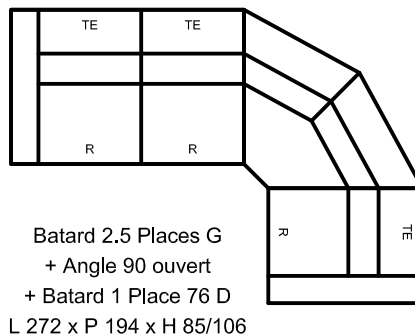
Batard 2 Places G  
+ Chaiselongue 76 D  
L 210 x P 162 x H 85/106

TE

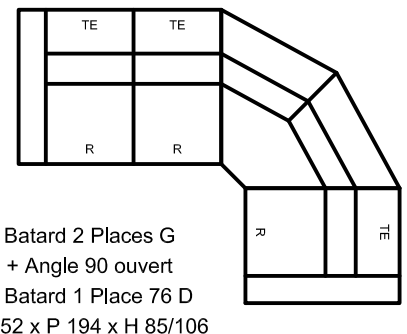
Option  
Tétière  
Elec



Batard 3 Places G  
+ Angle 90 ouvert  
+ Batard 1 Place 96 D  
L 292 x P 214 x H 85/106



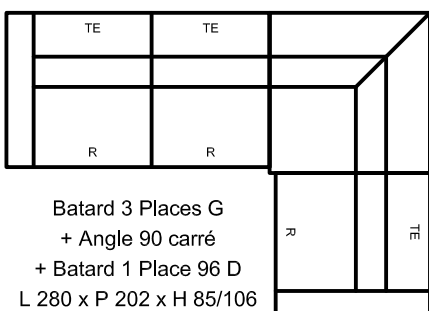
Batard 2.5 Places G  
+ Angle 90 ouvert  
+ Batard 1 Place 76 D  
L 272 x P 194 x H 85/106



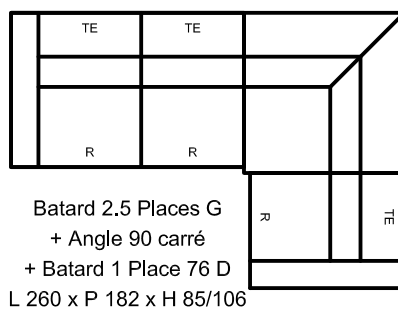
Batard 2 Places G  
+ Angle 90 ouvert  
+ Batard 1 Place 76 D  
L 252 x P 194 x H 85/106

C

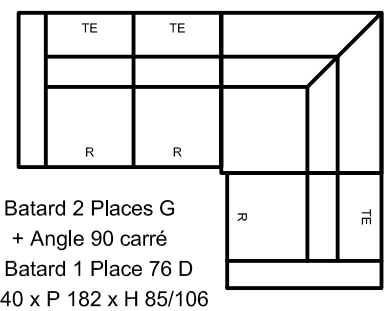
Option  
Confort  
Assise



Batard 3 Places G  
+ Angle 90 carré  
+ Batard 1 Place 96 D  
L 280 x P 202 x H 85/106



Batard 2.5 Places G  
+ Angle 90 carré  
+ Batard 1 Place 76 D  
L 260 x P 182 x H 85/106



Batard 2 Places G  
+ Angle 90 carré  
+ Batard 1 Place 76 D  
L 240 x P 182 x H 85/106