

SCHEDA TECNICA

| | |
|--------------------|--|
| Poggiatesta | Reclinabile (Eccetto Poltroncina e Cabriolet) |
| Fusto | Legno,multistrato,agglomerato |
| Sospensioni | |
| Seduta | Nosag in ferro |
| Spalliera | Cabriolet e Poltroncina : Cinghie elastiche incrociate a doppia forza Cinghie elastiche incrociate a doppia forza |
| Imbottitura | |
| Seduta | Gomma Poliuretano Indefornabile ALVEOTEX 35 kg/m3 ricoperta con Dacron 500 gr/m2 |
| Spalliera | Gomma Poliuretano 18 kg/m3 SS ricoperta con Dacron 500 gr/m2 |
| Bracciolo | Gomma Poliuretano portante 25 kg/m3 ricoperta con Dacron 500 gr/m2 |
| Piedi | Metallo - Colori "Acciaio Spazzolato" "Antracite 7016" o "Nero 9005" Opzione : "Rosso 3020", "Bianco 9010", "Giallo 1016" |



DIMENSIONI

| | Lunghezza | Profondità | Altezza |
|-------------------------|-----------|------------|---------|
| Divano 3 posti | 200 | 104 | 81/103 |
| Divano 2,5 posti | 180 | 104 | 81/103 |
| Divano 2 posti | 160 | 104 | 81/103 |
| Poltrona | 95 | 104 | 81/103 |
| Cabriolet Tonda | 72 | 72 | 70 |
| Poltroncina | 78 | 78 | 89 |
| Pouf Quadrato 97x97 | 97 | 97 | 44 |
| Pouf Rettangolare 50x97 | 50 | 97 | 44 |

| | | | |
|---|-----|-----|--------|
| Terminale 3 posti+ Chaiselongue 100 (Seduta 80cm) | 280 | 175 | 81/103 |
| Terminale 2,5 posti + Chaiselongue 90 (Seduta 70cm) | 250 | 175 | 81/103 |
| Terminale 2 posti + Chaiselongue 90 | 230 | 175 | 81/103 |

| | | | |
|--|-----|-----|--------|
| Terminale 3 posti+ Angolo aperto 90 + Terminale 1 posto | 294 | 204 | 81/103 |
| Terminale 2,5 posti + Angolo aperto 90 + Terminale 1 posto | 274 | 204 | 81/103 |
| Terminale 2 posti + Angolo aperto 90 + Terminale 1 posto | 254 | 204 | 81/103 |

| | | | |
|---|-----|-----|--------|
| Terminale 3 posti + Angolo aperto 90 + Chauff 70 + Merid 50 | 294 | 234 | 81/103 |
| Terminale 2,5 posti + Angolo aperto 90 + Chauff 70 + Merid 50 | 274 | 234 | 81/103 |

| | | | |
|--|-----|-----|--------|
| Terminale 3 posti(Seduta 80cm) | 180 | 104 | 81/103 |
| Terminale 2,5 posti (Seduta 70cm) | 160 | 104 | 81/103 |
| Terminale 2 posti (Seduta 60cm) | 140 | 104 | 81/103 |
| Terminale 1 posto 90 (Seduta 70cm) | 90 | 104 | 81/103 |
| Chausseuse 2 posti (Seduta 70cm) | 140 | 104 | 81/103 |
| Chausseuse 70 | 70 | 104 | 81/103 |
| Meridienne (Elemento senza Spalliera) | 50 | 104 | 44 |
| Chaiselongue 100 (Seduta 80cm) | 100 | 175 | 81/103 |
| Chaiselongue 90 (Seduta 70cm) | 90 | 175 | 81/103 |
| Angolo aperto 90 | 114 | 114 | 81/103 |

Altezza Seduta : 44 cm

Profondità Seduta : 55 cm

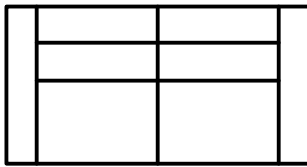
INFORMAZIONI SUL MODELLO

I nostri salotti sono fatti a mano,le dimensioni potrebbero variare di 2/3 cm
In caso di riassortimento si prega di avvisare prima di effettuare l'ordine
Il riassortimento di colori non è garantito. I colori dei tessuti e delle pelli possono variare

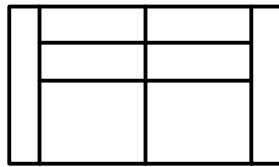
Opzioni

- Relax Elettrico - Meccanismo "Suite"Motion
- Pulsantiera Relax con presa USB
- Pulsantiera Relax "Touch Slide" con presa USB
- Batteria
- Piedi - Colori Rosso, Bianco o Giallo

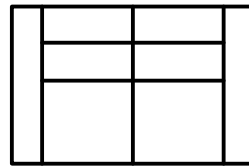
BUGSY



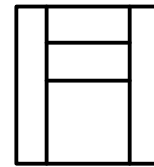
3 Posti
L 200 x P 104 x A 81/103



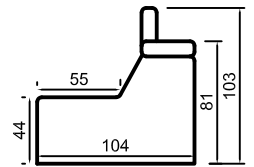
2.5 Posti
L 180 x P 104 x A 81/103



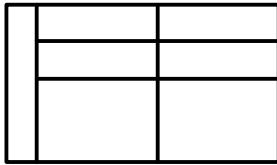
2 Posti
L 160 x P 104 x A 81/103



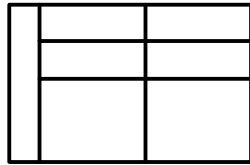
Poltrona
L95 x P104 x A81/103



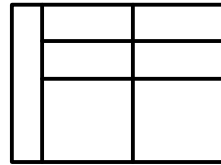
Alt. di seduta : 44 cm
Prof. di seduta : 55 cm



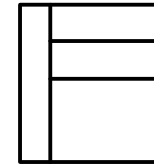
Terminale 3 Posti (SX/DX)
L 180 x P 104 x A 81/103
(sedute 80cm)



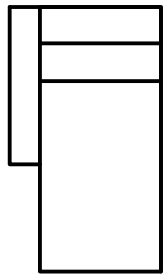
Terminale 2.5 Posti (SX/DX)
L 160 x P 104 x A 81/103
(sedute 70cm)



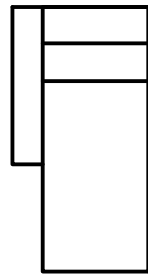
Terminale 2 Posti (SX/DX)
L140 x P104 x A81/103
(sedute 60cm)



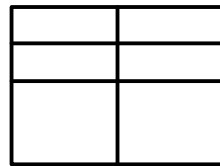
Terminale 1 Posto 90 (SX/DX)
L90 x P104 x A81/103
(seduta 70cm)




Chaiselongue 100 (SX/DX)
L 100 x P 175 x A 81/103
(seduta 80cm)



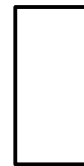
Chaiselongue 90 (SX/DX)
L 90 x P 175 x A 81/103
(seduta 70cm)



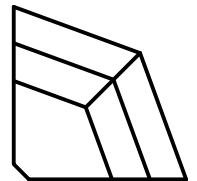
Chauffeuse 2 Posti
L140 x P104 x A81/103



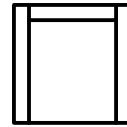
Chauffeuse 70
L70 x P104 x A81/103



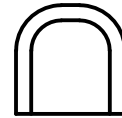
Meridienne 50
L50 x P104 x A44



Angolo aperto 90
L114 x P114 x A81/103



Poltroncina
L 78 x P 78 x A 89

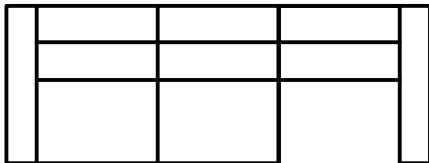


Cabriolet rotonda
L 72 x P 72 x A 70

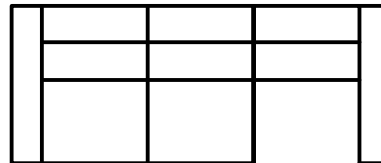
Esempi di configurazione

P

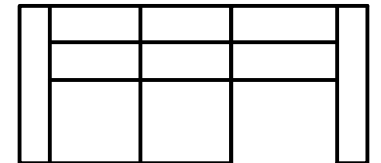
Scelta
Colore
dei Piedi



Terminale 3 Posti SX
+ Chaiselongue 100 DX
L 280 x P 175 x A 81/103



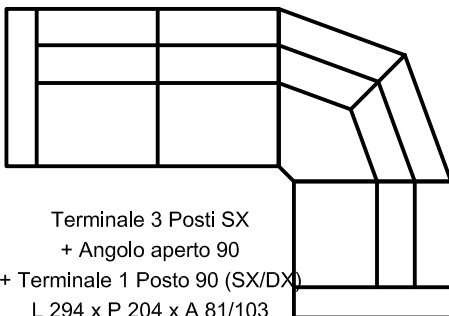
Terminale 2.5 Posti SX
+ Chaiselongue 90 DX
L 250 x P 175 x A 81/103



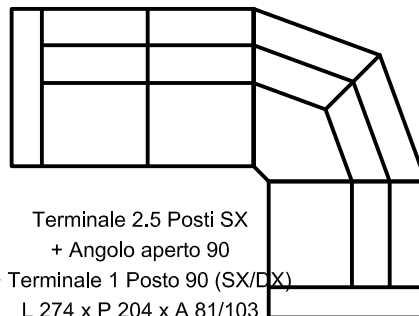
Terminale 2 Posti SX
+ Chaiselongue 90 DX
L 230 x P 175 x A 81/103

R

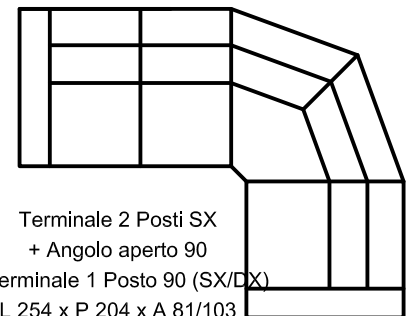
Opzione
Relax
Elettr.



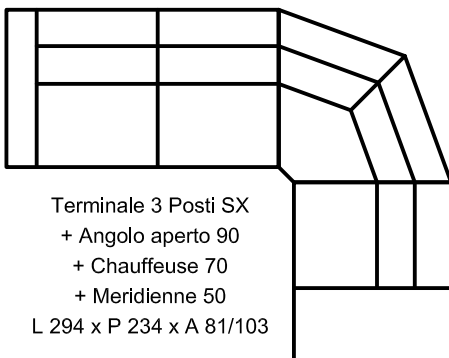
Terminale 3 Posti SX
+ Angolo aperto 90
+ Terminale 1 Posto 90 (SX/DX)
L 294 x P 204 x A 81/103



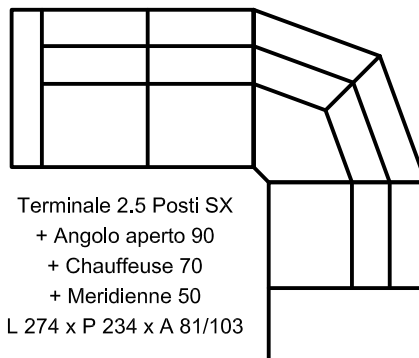
Terminale 2.5 Posti SX
+ Angolo aperto 90
+ Terminale 1 Posto 90 (SX/DX)
L 274 x P 204 x A 81/103



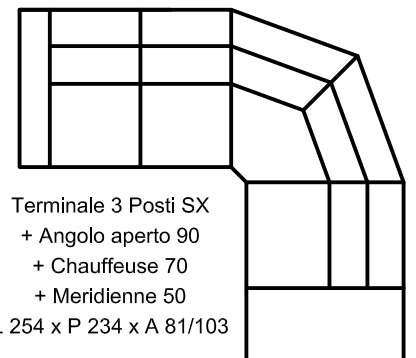
Terminale 2 Posti SX
+ Angolo aperto 90
+ Terminale 1 Posto 90 (SX/DX)
L 254 x P 204 x A 81/103



Terminale 3 Posti SX
+ Angolo aperto 90
+ Chauffeuse 70
+ Meridienne 50
L 294 x P 234 x A 81/103



Terminale 2.5 Posti SX
+ Angolo aperto 90
+ Chauffeuse 70
+ Meridienne 50
L 274 x P 234 x A 81/103



Terminale 3 Posti SX
+ Angolo aperto 90
+ Chauffeuse 70
+ Meridienne 50
L 254 x P 234 x A 81/103